

The Lancet Oncology, [Volume 14, Issue 1](#), Pages 81 - 87, January 2013
doi:10.1016/S1470-2045(12)70517-X [Cite or Link Using DOI](#)< [Previous Article](#) | [Next Article](#) >Access this article on
[ScienceDirect](#)This article can be found in the following collections: [Genetics & Genomics](#); [Oncology \(Genitourinary cancer\)](#); [Urology \(Genitourinary cancer\)](#)

Published Online: 07 December 2012

Copyright © 2013 Elsevier Ltd All rights reserved.

Single nucleotide polymorphisms and risk of recurrence of renal-cell carcinoma: a cohort study

Fabio AB Schutz MD [a e](#), Mark M Pomerantz MD [a b e f](#), Kathryn P Gray PhD [a f](#), Prof Michael B Atkins MD [c d e](#), Jonathan E Rosenberg MD [a b e](#), Michelle S Hirsch MD [b e](#), David F McDermott MD [c d e](#), Megan E Lampron BS [d](#), Gwo-Shu Mary Lee MD [a e](#), Sabina Signoretti MD [b d e](#), Prof Philip W Kantoff MD [a b e](#), Matthew L Freedman MD [a e](#), Dr Toni K Choueiri MD [a b d e](#)  

Summary

Background

Germline genetic polymorphisms might affect the risk of recurrence in patients with localised renal-cell carcinoma. We investigated the association between genetic polymorphisms and recurrence of renal-cell carcinoma.

Methods

We analysed germline DNA samples extracted from patients with localised renal-cell carcinoma treated at the Dana-Farber/Harvard Cancer Center (Boston, MA, USA). We selected a discovery cohort from a prospective database at the Dana-Farber/Harvard Cancer Center and selected a validation cohort from department records at the Brigham and Women's Hospital (Boston, MA, USA). We validated the findings from the discovery cohort in the validation cohort. We genotyped 70 genes involved in the pathogenesis of renal-cell carcinoma (including the VHL/HIF/VEGF and PI3K/AKT/mTOR pathways, and genes involved in immune regulation and metabolism) for single nucleotide polymorphisms. We assessed the association between genotype and recurrence-free survival, adjusted for baseline characteristics, with the Cox proportional hazards model, the Kaplan-Meier method, and the log-rank test. We used a false discovery rate q value to adjust for multiple comparisons.

Findings

We included 554 patients (403 in the discovery cohort and 151 in the validation cohort). We successfully genotyped 290 single nucleotide polymorphisms in the discovery cohort, but excluded five because they did not have a variant group for comparison. The polymorphism rs11762213, which causes a synonymous aminoacid change in *MET* (144G→A, located in exon 2), was associated with recurrence-free survival. Patients with one or two copies of the minor (risk) allele had an increased risk of recurrence or death (hazard ratio [HR] 1.86, 95% CI 1.17–2.95; $p=0.0084$) in multivariate analysis. Median recurrence-free survival for carriers of the risk allele was 19 months (95% CI 9–not reached) versus 50 months (95% CI 37–75) for patients without the risk allele. In the validation cohort the HR was 2.45 (95% CI 1.01–5.95; $p=0.048$).

Interpretation

Patients with localised renal-cell carcinoma and the *MET* polymorphism rs11762213 might have an increased risk of recurrence after nephrectomy. If these results are further validated in a similar population, they could be incorporated into future prognostic instruments, potentially aiding the design of adjuvant clinical trials of *MET* inhibitors and management of renal-cell carcinoma.

Funding

Conquer Cancer Foundation and American Society of Clinical Oncology (Career Development Award); The Trust Family Research Fund for Kidney Cancer; US National Institutes of Health, National Cancer Institute Kidney Cancer Specialized Program of Research Excellence.

Article Options

Summary

Full Text

PDF (159 KB)

Cited by in Scopus (4)

Printer Friendly Version


Download images

Request permission






Export Citation

Create Citation Alert





Linked Articles

[Comment](#) Prognosis of renal-cell carcinoma: recognising host genetics [Corrections](#) Correction to Lancet Oncol 2013; 14: 84

Other Articles of Interest

[Articles](#) Genetic variants associated with idiopathic pulmonary fibrosis susceptibility and mortality: a genome-wide association study [Articles](#) Genetic risk factor: ischaemic stroke and its subtypes (the METASTROKE Collaboration): a meta-analysis of genome-wide association studies [Articles](#) Identification of new susceptibility loci for osteoarthritis (arcOGEN): a genome-wide association study [Review](#) Pharmacogenetic biomarkers for the predictive response to antiangiogenic treatment [Articles](#) Identification of risk loci with shared effects on five major psychiatric disorders: genome-wide analysis 

Bookmark

 Delicious
 Digg
 reddit
 Facebook

To read this article in full you will need to make a payment

Payment Options

[Purchase this article for \\$31.50](#)

Online access for 24 hours. The PDF version can be downloaded as your permanent record.

[Subscribe to The Lancet Oncology](#)

Options include:

- Personal print + online subscription
- Personal online-only subscription

ScienceDirect

[Visit ScienceDirect](#) to see if you have access via your institution.

Already a Print Subscriber?

[Claim online access](#)

[Renew your print subscription](#)

Have a Free Trial Code?

[Activate your free trial](#)

[a](#) Dana-Farber Cancer Institute, Boston, MA, USA


[b](#) Brigham and Women's Hospital, Boston, MA, USA

[c](#) Beth Israel Deaconess Medical Center, Boston, MA, USA

[d](#) Kidney Cancer Program, Dana-Farber/Harvard Cancer Center, Boston, MA, USA

[e](#) Harvard Medical School, Boston, MA, USA

[f](#) Harvard School of Public Health, Boston, MA, USA

 Correspondence to: Dr Toni K Choueiri, Dana-Farber Cancer Institute, Boston, MA 02115, USA

[†](#) Contributed equally

[Privacy Policy](#) | [Terms and Conditions](#) | [Contact Us](#) | [About Us](#)

Copyright © 2014 Elsevier Limited. All rights reserved. The Lancet® is a registered trademark of Reed Elsevier Properties S.A., used under licence. The Lancet.com website is operated by Elsevier Inc. The content on this site is intended for health professionals. Cookies are set by this site. To decline them or learn more, visit our [Cookies page](#).